



Hettich product guide

Plan. Realise. Fascinate.



Technik für Möbel


Hettich

New South Wales – Head Office

1 Herbert Place,
Smithfield NSW 2164

Free Phone: 1800 687 789

hettich.com.au

Victoria / Tasmania

220 Coventry Street,
South Melbourne VIC 3205

Free Phone: 1800 687 789

South Australia / Northern Territory

Unit 5, 59 Main North Road,
Medindie Gardens SA 5081

Free Phone: 1800 687 789

Queensland

66 Merivale Street,
South Brisbane QLD 4101

(Located in the Build and Design Centre)

Free Phone: 1800 687 789

Western Australia

55 Salvado Road,
Subiaco WA 6008

(Located in the Home Base Centre)

Free Phone: 1800 687 789

All prices are subject to change
without notice and are not guaranteed.

We reserve all rights to this catalogue
under copyright law. It shall not be
permissible to duplicate this catalogue
in any form either in whole or in part
without our written consent.

Subject to technical alterations.

Errors and omissions excepted.

Subject to colour variations.

04/2022

legend:

UOM = Unit of measure

PU = Pack unit

Pce = single part

Set = combination of various components
for ease of ordering

Hinges

4 – 11

Sliding and folding door systems

12 – 21

Drawer systems

24 – 43

Drawer runners

44 – 50

Adjustable legs

51

Wire ware

52

Others

53

Magic Lighting

54

Hanging rail

55

ProDecor handles

56 – 58

Jigs

59

Order number index

60 – 62

Fast assembly concealed hinge

- ▶ Sensys with integrated Silent System
- ▶ Key selling points



Sensys hinge:

Ultimate Silent System perfectly designed



Stand apart from the competition!

Outstanding furniture design doesn't stop at the hinges. The easy way to meet customer demands: with well balanced, award winning Sensys design.



Less work!

No adjustment necessary. No matter whether large or heavy, the door always closes reliably and gently, thanks to the unusually wide automatic angled plate of 35°.





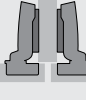
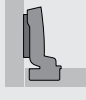
Maximum customer satisfaction!


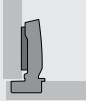

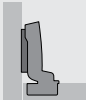
No doors slamming when it's hot, no doors left standing open when it's cold. Sensys is optimised for reliable performance over a wide temperature range of + 5°C to + 40°C.



Reduce costs!

Some commonly used door formats normally hung on 3 or more hinges can often be mounted with one hinge less, thanks to the best in class Silent System performance from Sensys.

	Order no.	Description	UOM	PU
Sensys 8645i. 110 degree opening angle with integrated dampening				
 <p>full overlay</p>  <p>Base B 12.5 mm</p>	9 071 208	Base 12.5 mm. TH 53. knock in	Pce	200
	9 073 614	Base 12.5 mm. TH 55. Fix	Pce	50
	9 071 211	Base 12.5 mm. TH 54. Flash	Pce	200
<p>half overlay</p>  <p>Base B 3 mm</p>	9 071 209	Base B 3 mm. TH 53. knock in	Pce	200
	9 073 615	Base B 3 mm. TH 55. Fix	Pce	50
	9 073 612	Base B 3 mm. TH 54. Flash	Pce	50
<p>inset</p>  <p>Base B -4 mm</p>	9 071 210	Base B-4 mm. T 53. knock in	Pce	200
	9 073 616	Base B-4 mm. T 55. Fix	Pce	50
	9 073 613	Base B-4 mm. T 54. Flash	Pce	50

Sensys 8645i. 110 degree opening angle with integrated dampening				
 <p>full overlay</p>  <p>Base B 12.5 mm</p>	9 071 226	Base 12.5 mm. TB 53. knock in	Pce	200
	9 073 626	Base 12.5 mm. TB 55. Fix	Pce	50
<p>half overlay</p>  <p>Base B 3 mm</p>	9 073 621	Base B 3 mm. TB 53. knock in	Pce	50
	9 073 627	Base B 3 mm. TB 55. Fix	Pce	50
<p>inset</p>  <p>Base B -4 mm</p>	9 073 622	Base B-4 mm. TB 53. knock in	Pce	50
	9 073 628	Base B-4 mm. TB 55. Fix	Pce	50

Hinges

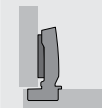
► Sensys

Order no.	Description	UOM	PU
-----------	-------------	-----	----

Sensys 8631i. 95 degree opening angle with integrated dampening



full overlay



Base B
12.5 mm

9 090 261	Base B 12.5 mm. TH 53. knock in	Pce	200
9 091 406	Base B 12.5 mm. TH 58. exp. Dowel	Pce	50

Sensys 8657i. 165 degree opening angle with integrated dampening



full overlay



Base
B 12.5 mm

9 099 541	Base 12.5 mm. TH 53. knock in	Pce	50
9 099 543	Base 12.5 mm. TH 55. Fix	Pce	50
9 099 542	Base 12.5 mm. TH 54. Flash	Pce	50

Sensys 8657i. 165 degree opening angle with integrated dampening



full overlay



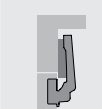
Base
B 12.5 mm

9 099 561	Base 12.5 mm. TB 53. knock in	Pce	50
9 099 563	Base 12.5 mm. TB 55. Fix	Pce	50

Sensys 8639i W 90. 95 degree opening angle with integrated dampening



inset



Base
B 4 mm

9 088 039	Base B 4 mm. TH 53. knock in	Pce	50
9 088 075	Base B 4 mm. TH 55. Fix	Pce	50
9 088 057	Base B 4 mm. TH 54. Flash	Pce	50

Sensys 8639i W 90. 95 degree opening angle with integrated dampening



inset



Base
B 4 mm

9 088 045	Base B 4 mm. TB 53. knock in	Pce	50
9 088 081	Base B 4 mm. TB 55. Fix	Pce	50

Sensys 8639i W 45. 95 degree opening angle with integrated dampening



overlay



Base
B -2 mm

9 088 037	Base B - 2 mm. TH 53. knock in	Pce	50
9 088 073	Base B - 2 mm. TH 55. Fix	Pce	50
9 088 055	Base B - 2 mm. TH 54. Flash	Pce	50

Sensys 8639i W 45. 95 degree opening angle with integrated dampening









overlay



Base
B -2 mm

9 088 043	Base B - 2 mm. TB 53. knock in	Pce	50
9 088 079	Base B - 2 mm. TB 55. Fix	Pce	50

	Order no.	Description	UOM	PU
Intermat 9930 with Sensys cup design corner hinge				
  <p>overlay</p> <p>Base B 24 mm</p>	9 090 110	Base B 24 mm. TH 53. knock in	Pce	50
	9 090 113	Base B 24 mm. TH 55. Fix	Pce	50
	9 090 111	Base B 24 mm. TH 54. Flash	Pce	50
Intermat 9930 with Sensys cup design corner hinge				
  <p>overlay</p> <p>Base B 24 mm</p>	9 090 116	Base B 24 mm. TB 53. knock in	Pce	50
	9 090 119	Base B 24 mm. TB 55. Fix	Pce	50
Sensys 8646i for thin doors 110 degree opening angle				
  <p>full overlay</p> <p>Base B 12.5 mm</p>	9 094 270	Base B 12.5 mm. TH 52. screw on	Pce	50
	9 094 271	Base B 12.5 mm. TH 53. knock in	Pce	50
	9 094 276	Base B 12.5 mm. TH 58. exp. Dowel	Pce	50

Scan here for more



Concealed hinges

► Intermat fast assembly concealed hinge



Sound quality from the service focused partner: Intermat

Anyone opting for Intermat hinges also benefits from the many advantages of a partnership with Hettich. For example, from decades of experience and continuous product

improvement, high delivery reliability as well as the fast availability of Hettich products as a result of our own subsidiaries across the globe.



Tried and proven in millions of applications: the right decision

Intermat gives you unbeatable value for money and top quality "Made in Germany".



Versatile and future proof

This give you flexibility in quickly meeting customer demands or new trends in furniture design.



Further sales potential for you

Differentiate between furniture ranges the simple way with different hinge functionalities and optional accessories.



Installation and setup: fast and secure

Ergonomic, concealed clip on assembly for convenient fast assembly with protection against accidental detachment.


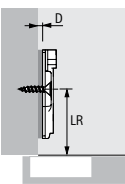
Concealed hinges


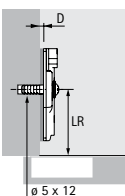
► Intermat


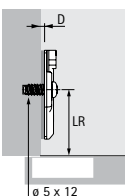
		Order no.	Description	UOM	PU
Intermat 9943. 110 degree opening angle					
	full overlay  Base B 12.5 mm	1 029 520	Base 12.5 mm. TH 43. knock in	Pce	200
		1 031 071	Base 12.5 mm. TH 44. Flash	Pce	200
Intermat 9936. 95 degree opening angle					
	full overlay  Base B 12.5 mm	1 058 371	Base 12.5 mm. TH 43. knock in	Pce	200
Sensys 8657. 165 degree opening with Intermat cup					
	full overlay  Base B 12.5 mm	9 099 751	Base 12.5 mm. TH 43. knock in	Pce	50
		9 099 752	Base 12.5 mm. TH 44. Flash	Pce	50
Intermat 9936 W 90. 95 degree opening angle					
	inset  Base B 5 mm	0 077 709	Base B 5 mm. TH 43. knock in	Pce	200
		1 061 347	Base B 5 mm. TH 44. Flash	Pce	200
Intermat 9930 corner hinge. 50 / 65 degree opening angle					
	overlay  Base B 24 mm	0 045 037	Base B 24 mm. TH 43. knock in	Pce	50
		0 045 039	Base B 24 mm. TH 44. Flash	Pce	50


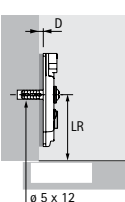
Concealed hinges

► Mounting plates for Sensys and Intermat hinges

	Order no.	Description	UOM	PU
Cross mounting plate S 8099 screw on version				
 	9 071 575	Distance 0 mm. LR 37 mm	Pce	200
	9 071 576	Distance 1.5 mm. LR 37 mm	Pce	200
	9 071 577	Distance 3 mm. LR 37 mm	Pce	200
	9 071 578	Distance 5 mm. LR 37 mm	Pce	200

Cross mounting plate S 8099 with expanding sockets and special screws				
 	9 071 595	Distance 0 mm. LR 37 mm	Pce	200
	9 071 596	Distance 1.5 mm. LR 37 mm	Pce	200
	9 071 597	Distance 3 mm. LR 37 mm	Pce	200
	9 071 598	Distance 5 mm. LR 37 mm	Pce	200

Cross mounting plate S 8099 with pre-mounted euro screws				
 	9 071 625	Distance 0 mm. LR 37 mm	Pce	200
	9 071 626	Distance 1.5 mm. LR 37 mm	Pce	200
	9 071 627	Distance 3 mm. LR 37 mm	Pce	200
	9 071 628	Distance 5 mm. LR 37 mm	Pce	200
	9 075 059	Distance 8 mm. LR 37 mm	Pce	50


Cross mounting plate S 8099 + cam height adjustment with expanding sockets and special screws				
 	9 071 655	Distance 0 mm. LR 37 mm	Pce	200
	9 071 656	Distance 1.5 mm. LR 37 mm	Pce	200
	9 071 657	Distance 3 mm. LR 37 mm	Pce	200
	9 071 658	Distance 5 mm. LR 37 mm	Pce	200


Scan here for more



Concealed hinges

► Push to open fittings

	Order no.	Description	UOM	PU
Push to open fittings for hinges				
	9 089 599	PTO Pin Strong, drill in	Pce	25

Push to open fittings for hinges				
	9 089 597	PTO Pin Strong, screw on	Pce	25

Scan here for more



Sliding door system / bottom running

- ▶ SlideLine M overlay version
- ▶ All the benefits at a glance



Design upgrade for furniture. SlideLine M upgrades the practical value and design of furniture. Living room units and shelf systems. Kitchen wall units and bathroom furniture. And, of course, office cabinets too. The versatile system is suitable for all common furniture constructions. Wooden, glass or aluminium framed doors weighing up to

30 kg can be installed quickly and easily. Profiles are available for several shelf thicknesses. Sliding doors running one in front of the other in one profile are also easy to produce. The Silent System is integrated on the running component and slows down door running action in closing, opening and colliding direction.



Including a feel of luxury: Silent System lets doors open and close quietly and gently. Where several doors run side by side in one profile, they can even be slowed down as they move towards each other.



Tool-less fast installation: the SlideLine M system makes easy, fast work of installing sliding doors.




Spot on: perfectly align sliding doors – with the integrated height adjustment (+/- 2 mm).





Easy and fast: profiles are simply screw mounted to the assembled carcass.


Sliding door system / bottom running


► SlideLine M overlay version

	Order no.	Description	UOM	PU
SlideLine M overlay version – system components				
	9 201 921	Set of fittings for doors with Silent System. 10 kg	Set	1
	9 156 338	Set of fittings for doors with Silent System. 30 kg	Set	1

SlideLine M overlay version – system components				
	9 156 339	Set of fittings for doors without silent System	Set	1

SlideLine M overlay version – door profiles (2 sets)				
	9 209 166	Aluminium silver anodised. length 4.000 mm. profile height 16 mm	Set	1
	9 209 218	Aluminium silver anodised. length 4.000 mm. profile height 18 mm	Set	1
	9 209 222	Aluminium silver anodised. length 4.000 mm. profile height 25 mm	Set	1

SlideLine M overlay version – door profile (1 set)				
	9 209 224	Aluminium silver anodised. length 4.000 mm. profile height 16 mm	Set	1
	9 209 226	Aluminium silver anodised. length 4.000 mm. profile height 18 mm	Set	1
	9 209 231	Aluminium silver anodised. length 4.000 mm. profile height 25 mm	Set	1

SlideLine M colour set for runner profile				
	9 209 268	silver colour set including end caps. length 4.000 mm. H 16 mm	Set	1
	9 209 271	black colour set including end caps. length 4.000 mm. H 16 mm	Set	1
	9 209 273	white colour set including end caps. length 4.000 mm. H 16 mm	Set	1
	9 209 278	silver colour set including end caps. length 4.000 mm. H 18 mm	Set	1
	9 209 280	black colour set including end caps. length 4.000 mm. H 18 mm	Set	1
	9 209 283	white colour set including end caps. length 4.000 mm. H 18 mm	Set	1
	9 209 400	silver colour set including end caps. length 4.000 mm. H 25 mm	Set	1
	9 209 403	black colour set including end caps. length 4.000 mm. H 25mm	Set	1
	9 209 405	white colour set including end caps. length 4.000 mm. H 25 mm	Set	1

Scan here for more



Sliding door system / bottom running

- ▶ SlideLine M / inset door position
- ▶ All the benefits at a glance



One system, countless applications. SlideLine M makes child's play of designing and assembling 2-door or 3-door cabinets. There's no limits to your creativity. Whether in the kitchen wall unit, as a clever alcove solution, in children's bedroom furniture or in the sideboard, SlideLine M impresses with its tremendous versatility. Wooden doors weighing

up to 30 kg are quietly and gently slowed down in closing, opening and colliding direction. The runner and guide profiles can be installed on all sorts of carcass and worktop materials as they can either be screwed on, stuck on or groove mounted.



Design option:

Whether in the wall unit or as clever alcove solution, SlideLine M is an integral part of the modern kitchen.



No risk of trapping: SlideLine M's inset door position and Silent System is also safe for children's little hands and feet.



Tried and tested system:

use of the standard SlideLine M fitting sets.









Installation options:

The runner and guide profiles can either be screwed on, stuck on or groove mounted.

Sliding door system / bottom running

► SlideLine M inset version – components






	Order no.	Description	UOM	PU
SlideLine M inset version – 2 track runner profile for screw on / glue on options				
	9 227 245	2 runner profiles Aluminium Silver anodised including mounting adapters. length 2.500 mm	Set	1
SlideLine M inset version – 1 track runner profile press-in				
	9 227 246	4 runner profiles aluminium silver anodised length 2.500 mm	Set	1
SlideLine M inset version – components				
	9 229 240	Set of fixing screws (total 26) for shelf thickness of 16 mm	Set	1
	9 229 241	Set of fixing screws (total 26) for shelf thickness of 18-19 mm	Set	1
	9 229 243	Set of fixing screws (total 26) for shelf thickness of 25 mm	Set	1
	9 227 006	Double sided adhesive tape for 2-track runner profile. length 25 m	Pce	4
	9 229 154	Mounting aid	Pce	50
	9 115 216	Screw on door stop / spacer	Pce	100

Scan here for more



Sliding door system / bottom running

► SlideLine 55 Plus - overlay and inset position

	Order no.	Description	UOM	PU
SlideLine 55 Plus - overlay and inset position				
	9 115 219	Running componenet for cabinets with two inset doors. screw on	Pce	100
	9 115 954	Running component for cabinets with 1 overlay (rebated) and 1 inset door. screw on	Pce	100
	9 115 217	Guide componenet for cabinets with two inset doors. screw on	Pce	100
	9 115 955	Guide component for cabinets with 1 overlay (rebated) and 1 inset door. screw on	Pce	100
	0 025 121	Runner and guide profile. length 4.000 mm. colour brown	Pce	100

Scan here for more



Folding door system

- ▶ WingLine 230 / Attached to the side
- ▶ All the benefits at a glance







For mammoth tasks.

WingLine 230 is the giant among folding door systems: areas of over 6 m² are opened up in a single movement. Perfect for large cabinets, e.g. in the office or utility room. As an agile room divider. Or for a walk in cabinet in living areas that can be opened and closed with a turn of the hand. WingLine 230 has exactly what it takes, supporting doors with a leaf weight of 20 to 25 kg. Extremely sturdy: side mounting with Sensys 8645i fast assembly concealed hinge. WingLine 230 requires neither centre panels nor any bottom guide.

Folding door system

- ▶ WingLine 230 / attached to the side
- ▶ System components

	Order no.	Description	UOM	PU
WingLine 230 - folding door system				
	0 010 083	WL 230 - 2 door set left	Set	1
	0 010 084	WL 230 - 2 door set right	Set	1
	0 079 015	WL 230 - 4 door set	Set	1
	1 076 849	WL 230 runner profile. length 1.200 mm. powder coated white	Pce	4
	0 079 013	WL 230 runner profile. length 2.400 mm. powder coated white	Pce	4
	0 052 095	Centre hinge with adjustable offset point. knock in	Pce	10
	0 046 787	Centre hinge with adjustable offset point. screw on	Pce	10
Units for user convenience				
	9 238 123	Grey. left	Set	1
	9 277 698	White. left	Set	1
	9 238 122	Grey. right	Set	1
	9 277 699	White. right	Set	1

Scan here for more



Folding door system

- ▶ WingLine L / Attached to the side
- ▶ All the benefits at a glance



Experiencing folding doors in a new way.

WingLine L lets you produce folding sliding doors in a completely new dimension of convenience. The revolutionary Push / Pull to move opening mechanism provides access to everything inside the cabinet with just one movement of the hand. An impressive panorama effect! Further highlights:

optimised running performance, soft opening and closing, tool-less installation as well as minimal door protrusion for efficiently organising the space inside. WingLine L competently and securely moves door wings weighing up to 25 kg and measuring up to 2400 mm in height: a talented all rounder for the bedroom, kitchen and office.



Panorama convenience:
access to 6m² of cabinet content, leaving everything in perfect view.



For easy and gentle opening:
Push / Pull to move module first class practical convenience.



Optimum use of space:
minimal door protrusion, with door reliably held in place while open.



Purist and convenient:
no distracting profile on the bottom panel.



Handleless perfection:
The door set opens all the way with just one push - from the Push to move module.



Impresses everywhere:
WingLine L is suitable for all commonly used door wing formats.






Impressive running performance:
as smooth as never before and virtually silent.



Easy and cost effective:
intelligent installation accessories for efficient one person installation.


Sliding door system / bottom running


▶ WingLine L - folding door system

	Order no.	Description	UOM	PU
WingLine L - folding door system				
	9 278 485	WingLine L set of fittings for max. door wing weight of 25 kg with self closing feature. left, grey	Set	1 set
	9 278 486	WingLine L set of fittings for max. door wing weight of 25 kg with self closing feature. right, grey	Set	1 set
	9 278 487	WingLine L set of fittings for max. door wing weight of 25 kg with self closing feature. left, white	Set	1 set
	9 278 488	WingLine L set of fittings for max. door wing weight of 25 kg with self closing feature. right, white	Set	1 set
	9 278 571	WingLine L set of fittings for max. door wing weight of 25 kg without self closing feature. left, grey	Set	1 set
	9 278 580	WingLine L set of fittings for max. door wing weight of 25 kg without self closing feature. right, grey	Set	1 set
	9 278 601	WingLine L set of fittings for max. door wing weight of 25 kg without self closing feature. left, white	Set	1 set
	9 278 603	WingLine L set of fittings for max. door wing weight of 25 kg without self closing feature. right, white	Set	1 set
	9 277 991	WingLine L set of fittings for max. door wing weight of 12 kg with self closing feature and bottom guide. left, grey	Set	1 set
	9 278 004	WingLine L set of fittings for max. door wing weight of 12 kg with self closing feature and bottom guide. right, grey	Set	1 set
	9 278 005	WingLine L set of fittings for max. door wing weight of 12 kg with self closing feature and bottom guide. left, white	Set	1 set
	9 278 007	WingLine L set of fittings for max. door wing weight of 12 kg with self closing feature and bottom guide. right, white	Set	1 set
	9 278 260	WingLine L set of fittings for max. door panel weight of 12 kg without self closing feature. with bottom guide. left, grey	Set	1 set
	9 278 285	WingLine L set of fittings for max. door panel weight of 12 kg without self closing feature. with bottom guide. right, grey	Set	1 set
	9 278 345	WingLine L set of fittings for max. door panel weight of 12 kg without self closing feature. with bottom guide. left, white	Set	1 set
	9 278 426	WingLine L set of fittings for max. door panel weight of 12 kg without self closing feature. with bottom guide. right, white	Set	1 set
	9 278 610	WingLine L set of fittings for max. door panel weight of 12 kg with self closing feature. without bottom guide. left, grey	Set	1 set
	9 278 611	WingLine L set of fittings for max. door panel weight of 12 kg with self closing feature. without bottom guide. right, grey	Set	1 set
	9 278 612	WingLine L set of fittings for max. door panel weight of 12 kg with self closing feature. without bottom guide. left, white	Set	1 set
	9 278 613	WingLine L set of fittings for max. door panel weight of 12 kg with self closing feature. without bottom guide. right, white	Set	1 set
	9 278 641	WingLine L set of fittings for max. door wing weight of 12 kg without self closing feature. without bottom guide. left, grey	Set	1 set
	9 278 642	WingLine L set of fittings for max. door wing weight of 12 kg without self closing feature. without bottom guide. right, grey	Set	1 set
	9 278 643	WingLine L set of fittings for max. door panel weight of 12 kg without self closing feature. without bottom guide. left, white	Set	1 set
	9 278 644	WingLine L set of fittings for max. door panel weight of 12 kg without self closing feature. without bottom guide. right, white	Set	1 set


Sliding door system / bottom running


► WingLine L – folding door system

	Order no.	Description	UOM	PU
WingLine L – folding door system				
	9 237 917	WingLine L aluminium runner profile. length 2.400 mm. silver anodised	Pce	100
	9 244 904	WingLine L aluminium runner profile. length 2.400 mm. white powder coated	Pcd	100


	9 237 990	WingLine L aluminium guide profile. length 2.400 mm. silver anodised	Pce	100
	9 244 905	WingLine L aluminium guide profile. length 2.400 mm. white powder coated	Pce	100


Centre hinge set with adjustable reveal and pivot point


	9 278 694	2 Centre hinges, including fixing material. for screwing on	Set	1
	9 278 788	2 Centre hinges, including fixing material. for pressing in	Set	1

	9 278 742	3 Centre hinges, including fixing material. for screwing on	Set	1
	9 278 787	3 Centre hinges, including fixing material. for pressing in	Set	1

Stay closed function for Push to move basic set

	9 282 527	Mechanical stay closed function. grey	Set	1/10
	9 282 600	Mechanical stay closed function. white	Set	1/10

	9 282 901	Designer magnetic stay closed function. white	Set	1/10
---	-----------	---	-----	------

	9 282 900	Standard magnetic stay closed function. grey	Set	1/10
---	-----------	--	-----	------

Scan here for more



Sliding door system / bottom running

► Pocket Door fitting KA 5740

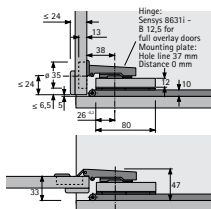
Order no.	Description	UOM	PU
-----------	-------------	-----	----

Pocket Door fitting KA 5740



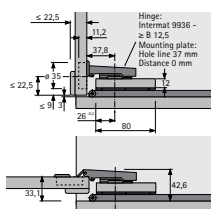
0 041 372	KA 5740 for door width 350 mm	Set	1 set
0 041 373	KA 5740 for door width 400 mm	Set	1 set
0 041 374	KA 5740 for door width 450 mm	Set	1 set
0 041 375	KA 5740 for door width 500 mm	Set	1 set
0 041 376	KA 5740 for door width 550 mm	Set	1 set
0 041 377	KA 5740 for door width 600 mm	Set	1 set
0 041 379	KA 5740 for door width 700 mm	Set	1 set

Use with Sensys and 12 mm connecting strip



9 090 261	Sensys 8631i B 12.5 mm TH 53	Pce	200
9 071 595	Mounting plate D 0 mm	Pce	200

Use with Intermat and 12 mm connecting strip



1 058 371	Intermat 9936 B 12.5 mm TH 43	Pce	200
9 071 595	Mounting plate D 0 mm	Pce	200

Scan here for more



AvanTech YOU double walled drawer system



As individual as you – AvanTech YOU

The new AvanTech YOU drawer system scores from design diversity and creative flexibility, from concealed working parts and perfect performance as well as from an efficient product concept geared to the customer.

Design distinctive drawers: the AvanTech YOU drawer is distinguished by immaculate beauty from its slimline and sleek 13 mm drawer side profile. And by the ability to turn personal ideas into reality every time.

Get a variety of clever functions: one drawer, two runners and numerous user friendly functions. Flexibly combinable with each other by using one and the same drilling pattern.

Efficient and cost effective production: the comprehensive platform concept and perfect product adjustments to production and assembly processes guarantee cost effectiveness and efficient work flows while at the same time providing the basis for a broad product lineup.




Design diversity and creative flexibility: different shapes, colours and materials consistently continue furniture design on the inside too.



Many different options for customisation: creative design flexibility in every detail. Attractive highlights are added with design profile and DesignCapes.




Precision designed furniture: AvanTech YOU competently combines technology, functionality and performance to suit any preference.




hettich.com/short/704c1a

Find out more: You can get inspiration and further product details on our website.

Order no.	Description	UOM	PU
Drawer side profile set, height 77 mm			
9 255 242	Drawer set. length 500 mm. Steel, powder coated. silver	ea.	1
9 255 282	Drawer set. length 500 mm. Steel, powder coated. white	ea	1
9 255 322	Drawer set. length 500 mm. Steel, powder coated. anthracite	ea	1



Drawer side profile set, height 101 mm			
9 255 244	Drawer set. length 270 mm. Steel, powder coated. silver	ea.	1
9 255 284	Drawer set. length 270 mm. Steel, powder coated. white	ea	1
9 255 324	Drawer set. length 270 mm. Steel, powder coated. anthracite	ea	1
9 255 245	Drawer set. length 300 mm. Steel, powder coated. silver	ea.	1
9 255 286	Drawer set. length 300 mm. Steel, powder coated. white	ea	1
9 255 325	Drawer set. length 300 mm. Steel, powder coated. anthracite	ea	1
9 255 246	Drawer set. length 350 mm. Steel, powder coated. silver	ea.	1
9 255 286	Drawer set. length 350 mm. Steel, powder coated. white	ea	1
9 255 326	Drawer set. length 350 mm. Steel, powder coated. anthracite	ea	1
9 255 247	Drawer set. length 400 mm. Steel, powder coated. silver	ea.	1
9 255 288	Drawer set. length 400 mm. Steel, powder coated. white	ea	1
9 255 328	Drawer set. length 400 mm. Steel, powder coated. anthracite	ea	1
9 255 248	Drawer set. length 450 mm. Steel, powder coated. silver	ea.	1
9 255 288	Drawer set. length 450 mm. Steel, powder coated. white	ea	1
9 255 328	Drawer set. length 450 mm. Steel, powder coated. anthracite	ea	1
9 255 249	Drawer set. length 500 mm. Steel, powder coated. silver	ea.	1
9 255 289	Drawer set. length 500 mm. Steel, powder coated. white	ea	1
9 255 329	Drawer set. length 500 mm. Steel, powder coated. anthracite	ea	1
9 255 250	Drawer set. length 550 mm. Steel, powder coated. silver	ea.	1
9 255 290	Drawer set. length 550 mm. Steel, powder coated. white	ea	1
9 255 330	Drawer set. length 550 mm. Steel, powder coated. anthracite	ea	1
9 255 251	Drawer set. length 600 mm. Steel, powder coated. silver	ea.	1
9 255 291	Drawer set. length 600 mm. Steel, powder coated. white	ea	1
9 255 331	Drawer set. length 600 mm. Steel, powder coated. anthracite	ea	1
9 255 252	Drawer set. length 650 mm. Steel, powder coated. silver	ea.	1
9 255 292	Drawer set. length 650 mm. Steel, powder coated. white	ea	1
9 255 332	Drawer set. length 650 mm. Steel, powder coated. anthracite	ea	1






Order no.	Description	UOM	PU
-----------	-------------	-----	----




Drawer side profile set, height 139 mm



9 255 254	Drawer set. length 300 mm. Steel, powder coated. silver	ea.	1
9 255 294	Drawer set. length 300 mm. Steel, powder coated. white	ea	1
9 255 334	Drawer set. length 300 mm. Steel, powder coated. anthracite	ea	1
9 255 255	Drawer set. length 350 mm. Steel, powder coated. silver	ea.	1
9 255 295	Drawer set. length 350 mm. Steel, powder coated. white	ea	1
9 255 335	Drawer set. length 350 mm. Steel, powder coated. anthracite	ea	1
9 255 256	Drawer set. length 400 mm. Steel, powder coated. silver	ea.	1
9 255 296	Drawer set. length 400 mm. Steel, powder coated. white	ea	1
9 255 336	Drawer set. length 400 mm. Steel, powder coated. anthracite	ea	1
9 255 257	Drawer set. length 450 mm. Steel, powder coated. silver	ea.	1
9 255 297	Drawer set. length 450 mm. Steel, powder coated. white	ea	1
9 255 337	Drawer set. length 450 mm. Steel, powder coated. anthracite	ea	1
9 255 258	Drawer set. length 500 mm. Steel, powder coated. silver	ea.	1
9 255 298	Drawer set. length 500 mm. Steel, powder coated. white	ea	1
9 255 338	Drawer set. length 500 mm. Steel, powder coated. anthracite	ea	1
9 255 259	Drawer set. length 550 mm. Steel, powder coated. silver	ea.	1
9 255 299	Drawer set. length 550 mm. Steel, powder coated. white	ea	1
9 255 339	Drawer set. length 550 mm. Steel, powder coated. anthracite	ea	1
9 255 260	Drawer set. length 600 mm. Steel, powder coated. silver	ea.	1
9 255 300	Drawer set. length 600 mm. Steel, powder coated. white	ea	1
9 255 340	Drawer set. length 600 mm. Steel, powder coated. anthracite	ea	1


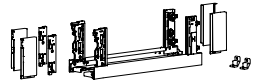
AvanTech YOU double walled drawer system


Order no.	Description	UOM	PU
Drawer side profile set, height 187 mm			
	9 255 262 Drawer set. length 270 mm. Steel, powder coated. silver	ea.	1
	9 255 302 Drawer set. length 270 mm. Steel, powder coated. white	ea	1
	9 255 342 Drawer set. length 270 mm. Steel, powder coated. anthracite	ea	1
	9 255 263 Drawer set. length 300 mm. Steel, powder coated. silver	ea.	1
	9 255 303 Drawer set. length 300 mm. Steel, powder coated. white	ea	1
	9 255 343 Drawer set. length 300 mm. Steel, powder coated. anthracite	ea	1
	9 255 264 Drawer set. length 350 mm. Steel, powder coated. silver	ea.	1
	9 255 304 Drawer set. length 350 mm. Steel, powder coated. white	ea	1
	9 255 344 Drawer set. length 350 mm. Steel, powder coated. anthracite	ea	1
	9 255 265 Drawer set. length 400 mm. Steel, powder coated. silver	ea.	1
	9 255 305 Drawer set. length 400 mm. Steel, powder coated. white	ea	1
	9 255 345 Drawer set. length 400 mm. Steel, powder coated. anthracite	ea	1
	9 255 266 Drawer set. length 450 mm. Steel, powder coated. silver	ea.	1
	9 255 306 Drawer set. length 450 mm. Steel, powder coated. white	ea	1
	9 255 346 Drawer set. length 450 mm. Steel, powder coated. anthracite	ea	1
	9 255 267 Drawer set. length 500 mm. Steel, powder coated. silver	ea.	1
	9 255 307 Drawer set. length 500 mm. Steel, powder coated. white	ea	1
	9 255 347 Drawer set. length 500 mm. Steel, powder coated. anthracite	ea	1
	9 255 268 Drawer set. length 550 mm. Steel, powder coated. silver	ea.	1
	9 255 308 Drawer set. length 550 mm. Steel, powder coated. white	ea	1
	9 255 348 Drawer set. length 550 mm. Steel, powder coated. anthracite	ea	1
	9 255 269 Drawer set. length 600 mm. Steel, powder coated. silver	ea.	1
	9 255 309 Drawer set. length 600 mm. Steel, powder coated. white	ea	1
	9 255 349 Drawer set. length 600 mm. Steel, powder coated. anthracite	ea	1
	9 255 270 Drawer set. length 650 mm. Steel, powder coated. silver	ea.	1
	9 255 310 Drawer set. length 650 mm. Steel, powder coated. white	ea	1
	9 255 350 Drawer set. length 650 mm. Steel, powder coated. anthracite	ea	1

Order no.	Description	UOM	PU
Drawer side profile set, height 251 mm			
	9 255 273 Drawer set. length 350 mm. Steel, powder coated. silver	ea.	1
	9 255 313 Drawer set. length 350 mm. Steel, powder coated. white	ea	1
	9 255 353 Drawer set. length 350 mm. Steel, powder coated. anthracite	ea	1
	9 255 274 Drawer set. length 400 mm. Steel, powder coated. silver	ea.	1
	9 255 314 Drawer set. length 400 mm. Steel, powder coated. white	ea	1
	9 255 354 Drawer set. length 400 mm. Steel, powder coated. anthracite	ea	1
	9 255 275 Drawer set. length 450 mm. Steel, powder coated. silver	ea.	1
	9 255 315 Drawer set. length 450 mm. Steel, powder coated. white	ea	1
	9 255 355 Drawer set. length 450 mm. Steel, powder coated. anthracite	ea	1
	9 255 276 Drawer set. length 500 mm. Steel, powder coated. silver	ea.	1
	9 255 316 Drawer set. length 500 mm. Steel, powder coated. white	ea	1
	9 255 356 Drawer set. length 500 mm. Steel, powder coated. anthracite	ea	1
	9 255 277 Drawer set. length 550 mm. Steel, powder coated. silver	ea.	1
	9 255 317 Drawer set. length 550 mm. Steel, powder coated. white	ea	1
	9 255 357 Drawer set. length 550 mm. Steel, powder coated. anthracite	ea	1
	9 255 278 Drawer set. length 600 mm. Steel, powder coated. silver	ea.	1
	9 255 318 Drawer set. length 600 mm. Steel, powder coated. white	ea	1
	9 255 358 Drawer set. length 600 mm. Steel, powder coated. anthracite	ea	1
	9 255 279 Drawer set. length 650 mm. Steel, powder coated. silver	ea.	1
	9 255 319 Drawer set. length 650 mm. Steel, powder coated. white	ea	1
	9 255 359 Drawer set. length 650 mm. Steel, powder coated. anthracite	ea	1

AvanTech YOU double walled drawer system


- ▶ Inlay pot-and-pan drawer, height 187 mm
- ▶ Powder coated steel, silver / white / anthracite

	Order no.	Description	UOM	PU
Inlay drawer side profile set, height 187 mm				
 	9 257 173	Length 350 mm. Steel, powder coated. silver	set	1
	9 257 180	Length 350 mm. Steel, powder coated. white	set	1
	9 257 187	Length 350 mm. Steel, powder coated. anthracite	set	1
	9 257 174	Length 400 mm. Steel, powder coated. silver	set.	1
	9 257 181	Length 400 mm. Steel, powder coated. white	set	1
	9 257 188	Length 400 mm. Steel, powder coated. anthracite	set	1
	9 257 175	Length 450 mm. Steel, powder coated. silver	set	1
	9 257 182	Length 450 mm. Steel, powder coated. white	set	1
	9 257 189	Length 450 mm. Steel, powder coated. anthracite	set	1
	9 257 176	Length 500 mm. Steel, powder coated. silver	set	1
	9 257 183	Length 500 mm. Steel, powder coated. white	set	1
	9 257 190	Length 500 mm. Steel, powder coated. anthracite	set	1
	9 257 177	Length 550 mm. Steel, powder coated. silver	set	1
	9 257 184	Length 550 mm. Steel, powder coated. white	set	1
	9 257 191	Length 550 mm. Steel, powder coated. anthracite	set	1
	9 257 178	Length 600 mm. Steel, powder coated. silver	set	1
	9 257 185	Length 600 mm. Steel, powder coated. white	set	1
	9 257 192	Length 600 mm. Steel, powder coated. anthracite	set	1
	9 257 179	Length 650 mm. Steel, powder coated. silver	set	1
9 257 186	Length 650 mm. Steel, powder coated. white	set	1	
9 257 193	Length 650 mm. Steel, powder coated. anthracite	set	1	

Rear panel stabiliser				
	9 257 702	For wooden and aluminium rear panels. plastic	ea.	1/200

AvanTech YOU double walled drawer system

► Other accessories

Order no.	Order no.	Description	UOM	PU	
WingLin Glass inserts for AvanTech YOU Inlay drawer side profile					
	0 000 000	9 283 178	Length 350 mm.	set	1
		9 283 179	Length 400 mm.	set	1
		9 283 180	Length 450 mm.	set	1
		9 283 181	Length 500 mm.	set	1
		9 283 182	Length 550 mm.	set	1
		9 283 183	Length 600 mm.	set	1
		9 283 184	Length 650 mm.	set	1

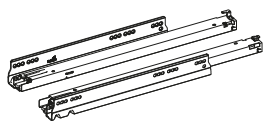
Scan here for more



AvanTech YOU double walled drawer system

- ▶ Actro YOU drawer runner with Silent System
- ▶ For AvanTech YOU or wooden drawers

Order no.	Description	UOM	PU
Actro YOU drawer runner with Silent System			
9 256 968	Actro YOU drawer. 10 kg load capacity. 270 mm length	Pair	1
9 256 969	Actro YOU drawer. 10 kg load capacity. 300 mm length	Pair	1
9 256 971	Actro YOU drawer. 10 kg load capacity. 350 mm length	Pair	1
9 256 999	Actro YOU drawer. 40 kg load capacity. 270 mm length	Pair	1
9 257 000	Actro YOU drawer. 40 kg load capacity. 300 mm length	Pair	1
9 257 002	Actro YOU drawer. 40 kg load capacity. 350 mm length	Pair	1
9 257 004	Actro YOU drawer. 40 kg load capacity. 400 mm length	Pair	1
9 256 984	Actro YOU drawer. 40 kg load capacity. 400 mm length, left	ea.	10
9 256 985	Actro YOU drawer. 40 kg load capacity. 400 mm length, right	ea.	10
9 257 006	Actro YOU drawer. 40 kg load capacity. 450 mm length	Pair	1
9 256 988	Actro YOU drawer. 40 kg load capacity. 400 mm length, left	ea.	10
9 256 989	Actro YOU drawer. 40 kg load capacity. 400 mm length, right	ea.	10
9 257 008	Actro YOU drawer. 40 kg load capacity. 500 mm length	Pair	1
9 256 992	Actro YOU drawer. 40 kg load capacity. 500 mm length, left	ea.	10
9 256 993	Actro YOU drawer. 40 kg load capacity. 500 mm length, right	ea.	10
9 257 010	Actro YOU drawer. 40 kg load capacity. 550 mm length	Pair	1
9 268 681	Actro YOU drawer. 40 kg load capacity. 600 mm length	Pair	1
9 257 034	Actro YOU drawer. 70 kg load capacity. 450 mm length	Pair	1
9 257 036	Actro YOU drawer. 70 kg load capacity. 500 mm length	Pair	1
9 257 038	Actro YOU drawer. 70 kg load capacity. 550 mm length	Pair	1
9 257 040	Actro YOU drawer. 70 kg load capacity. 600 mm length	Pair	1
9 257 041	Actro YOU drawer. 70 kg load capacity. 650 mm length	Pair	1

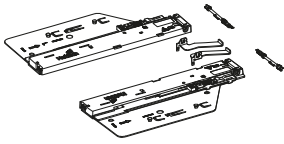


AvanTech YOU double walled drawer system

► Push to open Silent opening system for Actro YOU

Order no.	Description	UOM	PU
-----------	-------------	-----	----

Push to open Silent opening system for Actro YOU



9 257 890	Push to open Silent, Actro YOU. weight < 10 kg. length 270 - 350 mm	Set	1
9 257 891	Push to open Silent, Actro YOU. weight 8 - 20 kg. length 270 - 650 mm	Set	1
9 257 892	Push to open Silent, Actro YOU. weight 10 - 40 kg. length 270 - 650 mm	Set	1
9 257 893	Push to open Silent, Actro YOU. weight 20 - 70 kg. length 400 - 650 mm	Set	1

Recommendation for drawer (front panel height up to approx. 150 mm)*

Nominal length mm	Nominal width mm											
	275	300	350	400	500	600	700	800	900	1000	1100	1200
270												
300												
350												
400												
450												
500												
550												
650												

Recommendation for pot-and-pan drawer (front panel height up to approx. 300 mm, light to medium duty loading)*

Nominal length mm	Nominal width mm											
	275	300	350	400	500	600	700	800	900	1000	1100	1200
270												
300												
350												
400												
450												
500												
550												
650												

Recommendation for pot-and-pan drawer (front panel height up to approx. 300 mm, carrying heavy load, e.g. with stacks of plates)*

Nominal length mm	Nominal width mm											
	275	300	350	400	500	600	700	800	900	1000	1100	1200
270												
300												
350												
400												
450												
500												
550												
650												

Order no. Push to open Silent:

9 257 890

9 257 891

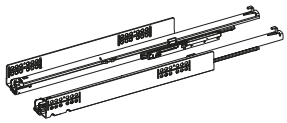
9 257 892

9 257 893

* Recommendations for applications (front panel 19 mm chipboard, normal household loading), please refer to our online configurator to get more exact recommendations for customer chosen front panel dimensions and materials.

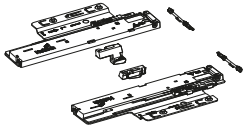
AvanTech YOU double walled drawer system

- ▶ Quadro YOU drawer runner with Silent System
- ▶ For AvanTech YOU or wooden drawers

Order no.	Description	UOM	PU
Quadro YOU drawer runner with Silent System			
	9 256 953 Quadro YOU drawer. 10 kg load capacity. 270 mm length	Pair	1
	9 256 954 Quadro YOU drawer. 10 kg load capacity. 300 mm length	Pair	1
	9 256 956 Quadro YOU drawer. 10 kg load capacity. 350 mm length	Pair	1
	9 256 883 Quadro YOU drawer. 30 kg load capacity. 270 mm length	Pair	1
	9 256 884 Quadro YOU drawer. 30 kg load capacity. 300 mm length	Pair	1
	9 256 886 Quadro YOU drawer. 30 kg load capacity. 350 mm length	Pair	1
	9 256 888 Quadro YOU drawer. 30 kg load capacity. 400 mm length	Pair	1
	9 256 864 Quadro YOU drawer. 30 kg load capacity. 400 mm length, left	ea.	20
	9 256 865 Quadro YOU drawer. 30 kg load capacity. 400 mm length, right	ea.	20
	9 256 890 Quadro YOU drawer. 30 kg load capacity. 450 mm length	Pair	1
	9 256 868 Quadro YOU drawer. 30 kg load capacity. 400 mm length, left	ea.	20
	9 256 869 Quadro YOU drawer. 30 kg load capacity. 400 mm length, right	ea.	20
	9 256 892 Quadro YOU drawer. 30 kg load capacity. 500 mm length	Pair	1
	9 256 872 Quadro YOU drawer. 30 kg load capacity. 500 mm length, left	ea.	20
	9 256 873 Quadro YOU drawer. 30 kg load capacity. 500 mm length, right	ea.	20
	9 256 894 Quadro YOU drawer. 30 kg load capacity. 550 mm length	Pair	1
	9 256 896 Quadro YOU drawer. 30 kg load capacity. 600 mm length	Pair	1

AvanTech YOU double walled drawer system

► Push to open Silent opening system for Quadro YOU



Order no.	Description	UOM	PU
-----------	-------------	-----	----

Push to open Silent opening system for Quadro YOU

9 257 894	Push to open Silent, Quadro YOU. weight < 10 kg. length 270 - 350 mm	Set	1
9 257 895	Push to open Silent, Quadro YOU. weight 8 - 20 kg. length 270 - 600 mm	Set	1
9 257 893	Push to open Silent, Quadro YOU. weight 10 - 30 kg. length 350 - 600 mm	Set	1

Recommendation for drawer (front panel height up to approx. 150 mm, light loading)*

Nominal length mm	Nominal width mm												
	275	300	350	400	450	500	550	600	700	800	900	1000	1200
270													
300													
350													
400													
450													
500													
550													
600													

Recommendation for pot-and-pan drawer (front panel height up to approx. 300 mm, medium duty loading)*

Nominal length mm	Nominal width mm												
	275	300	350	400	450	500	550	600	700	800	900	1000	1200
270													
300													
350													
400													
450													
500													
550													
600													

Recommendation for pot-and-pan drawer, heavy duty (front panel height up to approx. 300 mm, heavy duty loading, e.g. with stacks of plates)*

Nominal length mm	Nominal width mm												
	275	300	350	400	450	500	550	600	700	800	900	1000	1200
270													
300													
350													
400													
450													
500													
550													
600													

Order no. Push to open Silent:

9 257 894

9 257 895

9 257 896



* Recommendations for applications (front panel 19 mm chipboard, normal household loading), please refer to our online configurator to get more exact recommendations for customer chosen front panel dimensions and materials.

Scan here for more



Interior organisation system for AvanTech YOU

► For drawers and internal drawers

	Order no.	Description	UOM	PU
OrgaTray 470				
	9 207 220	OrgaTray 470. length 500 mm. Plastic. silver	ea.	1
	9 207 224	OrgaTray 470. length 500 mm. Plastic. white	ea	1
	9 207 227	OrgaTray 470. length 500 mm. Plastic. anthracite	ea	1
	9 207 222	OrgaTray 470. length 550 mm. Plastic. silver	ea.	1
	9 207 226	OrgaTray 470. length 550 mm. Plastic. white	ea	1
	9 207 238	OrgaTray 470. length 550 mm. Plastic. anthracite	ea	1
OrgaTray 630				
	9 278 315	OrgaTray 630. length 450 mm. Plastic. silver	ea.	1
	9 278 331	OrgaTray 630. length 450 mm. Plastic. white	ea	1
	9 278 318	OrgaTray 630. length 450 mm. Plastic. anthracite	ea	1
	9 278 316	OrgaTray 630. length 500 mm. Plastic. silver	ea.	1
	9 278 332	OrgaTray 630. length 500 mm. Plastic. white	ea	1
	9 278 319	OrgaTray 630. length 500 mm. Plastic. anthracite	ea	1
	9 278 317	OrgaTray 630. length 550 mm. Plastic. silver	ea.	1
	9 278 333	OrgaTray 630. length 550 mm. Plastic. white	ea	1
	9 278 320	OrgaTray 630. length 550 mm. Plastic. anthracite	ea	1

Scan here for more



InnoTech Atira double walled drawer system



Striking, versatile, flexible – the InnoTech Atira drawer system impresses the moment you set eyes on it. Sharp contours, a choice of colours and diverse side elements produce plenty of creative potential. Added to this are

many different interior organisation solutions. All this on the basis of just one platform: no other drawer system provides this level of individuality.



Outstanding: clear cut styling meets tried and proven technology. InnoTech Atira comes with clean cut contours full of character and excels on performance.



One for all: thanks to the Hettich platform concept, all design solutions are based on a single drawer side profile. This also makes upgrading incredibly easy.



Perfect combination from any viewing angle: all components are colour coordinated.






Striking lines on the outside, structured organisation inside: A host of practical details and functions make full use of storage space. And let you see where everything is when you look into the drawer.

InnoTech Atira double walled drawer system

	Order no.	Description	UOM	PU
InnoTech Atira in white. pre-packed kits including Quadro V 6 / 30 kg				
	9 229 963	IT Atira standard kit. length 260 mm	Set	1 set
	9 229 970	IT Atira standard kit. length 300 mm	Set	1 set
	9 214 799	IT Atira standard kit. length 350 mm	Set	1 set
	9 214 803	IT Atira standard kit. length 420 mm	Set	1 set
	9 214 819	IT Atira standard kit. length 470 mm	Set	1 set
	9 214 825	IT Atira standard kit. length 520 mm	Set	1 set
	9 229 964	IT Atira P+P. height 144 mm. kit length 260 mm	Set	1 set
	9 229 971	IT Atira P+P. height 144 mm. kit length 300 mm	Set	1 set
	9 229 975	IT Atira P+P. height 144 mm. kit length 350 mm	Set	1 set
	9 214 804	IT Atira P+P. height 144 mm. kit length 420 mm	Set	1 set
	9 214 820	IT Atira P+P. height 144 mm. kit length 470 mm	Set	1 set
	9 214 826	IT Atira P+P. height 144 mm. kit length 520 mm	Set	1 set
	9 229 965	IT Atira P+P. height 176 mm. kit length 260 mm	Set	1 set
	9 229 972	IT Atira P+P. height 176 mm. kit length 300 mm	Set	1 set
	9 229 976	IT Atira P+P. height 176 mm. kit length 350 mm	Set	1 set
	9 214 805	IT Atira P+P. height 176 mm. kit length 420 mm	Set	1 set
	9 214 821	IT Atira P+P. height 176 mm. kit length 470 mm	Set	1 set
	9 214 827	IT Atira P+P. height 176 mm. kit length 520 mm	Set	1 set
InnoTech Atira in silver. pre-packed kits including Quadro V 6 / 30 kg				
	9 229 960	IT Atira standard. kit length 260 mm	Set	1 set
	9 229 966	IT Atira standard. kit length 300 mm	Set	1 set
	9 214 798	IT Atira standard. kit length 350 mm	Set	1 set
	9 214 800	IT Atira standard. kit length 420 mm	Set	1 set
	9 214 806	IT Atira standard. kit length 470 mm	Set	1 set
	9 214 822	IT Atira standard. kit length 520 mm	Set	1 set
	9 229 961	IT Atira P+P. height 144 mm. kit length 260 mm	Set	1 set
	9 229 968	IT Atira P+P. height 144 mm. kit length 300 mm	Set	1 set
	9 229 973	IT Atira P+P. height 144 mm. kit length 350 mm	Set	1 set
	9 214 801	IT Atira P+P. height 144 mm. kit length 420 mm	Set	1 set
	9 214 817	IT Atira P+P. height 144 mm. kit length 470 mm	Set	1 set
	9 214 823	IT Atira P+P. height 144 mm. kit length 520 mm	Set	1 set
	9 229 962	IT Atira P+P. height 176 mm. kit length 260 mm	Set	1 set
	9 229 969	IT Atira P+P. height 176 mm. kit length 300 mm	Set	1 set
	9 229 974	IT Atira P+P. height 176 mm. kit length 350 mm	Set	1 set
	9 214 802	IT Atira P+P. height 176 mm. kit length 420 mm	Set	1 set
	9 214 818	IT Atira P+P. height 176 mm. kit length 470 mm	Set	1 set
	9 214 824	IT Atira P+P. height 176 mm. kit length 520 mm	Set	1 set

InnoTech Atira double walled drawer system

	Order no.	Description	UOM	PU
InnoTech Atira PTO Silent System - Quadro runners				
	9 243 709	QV6 10 kg. length 260 mm. InnoTech Atira	Set	1 set
	9 243 712	QV6 10 kg. length 300 mm. InnoTech Atira	Set	1 set
	9 243 715	QV6 10 kg. length 350 mm. InnoTech Atira	Set	1 set
	9 243 724	QV6 30 kg. length 350 mm. InnoTech Atira	Set	1 set
	9 243 727	QV6 30 kg. length 420 mm. InnoTech Atira	Set	1 set
	9 243 730	QV6 30 kg. length 470 mm. InnoTech Atira	Set	1 set
	9 243 733	QV6 30 kg. length 520 mm. InnoTech Atira	Set	1 set
	9 243 772	QV6+ 50 kg. length 300 mm. InnoTech Atira	Set	1 set
	9 243 775	QV6+ 50 kg. length 350 mm. InnoTech Atira	Set	1 set
	9 243 778	QV6+ 50 kg. length 420 mm. InnoTech Atira	Set	1 set
	9 243 781	QV6+ 50 kg. length 470 mm. InnoTech Atira	Set	1 set
	9 243 784	QV6+ 50 kg. length 520 mm. InnoTech Atira	Set	1 set
	9 243 787	QV6+ 50 kg. length 620 mm. InnoTech Atira	Set	1 set

InnoTech Atira double walled drawer system

Order no.	Description	UOM	PU
InnoTech Atira PTO Silent System			
9 240 161	PTO Silent 10 kg (V6). InnoTech Atira	Set	1 set
9 240 162	PTO Silent 8-20 kg (V6). InnoTech Atira	Set	1 set
9 240 163	PTO Silent 10-30 kg (V6). InnoTech Atira	Set	1 set
9 240 164	PTO Silent 20-50 kg (V6+). InnoTech Atira	Set	1 set



Recommendation for drawer (front panel height up to approx. 150 mm)*

Nominal length mm	Nominal width mm											
	275	300	350	400	500	600	700	800	900	1000	1100	1200
260												
300												
350												
420												
470												
520												
620												

Recommendation for pot-and-pan drawer (front panel height up to approx. 300 mm, light to medium duty loading)*

Nominal length mm	Nominal width mm											
	275	300	350	400	500	600	700	800	900	1000	1100	1200
260												
300												
350												
420												
470												
520												
620												

Recommendation for pot-and-pan drawer, heavy duty (front panel height up to approx. 300 mm, heavy duty loading, e.g. with stacks of plates)*

Nominal length mm	Nominal width mm											
	275	300	350	400	500	600	700	800	900	1000	1100	1200
260												
300												
350												
420												
470												
520												
620												

Weight ranges for Push to open Silent:

< 10 kg

8 - 20 kg

10 - 30 kg

20 - 50 kg

* Recommendations for applications (front panel 19 mm chipboard, normal household loading), please refer to our online configurator to get more exact recommendations for customer chosen front panel dimensions and materials.

Scan here for more



Order no.	Description	UOM	PU
-----------	-------------	-----	----

InnoTech Atira interior organisation system OT 440. white - cut to size



9 194 961	ORGA-T440. width 175-200 mm. depth 441-520 mm	Pce	1
9 194 962	ORGA-T440. width 201-250 mm. depth 441-520 mm	Pce	1
9 194 963	ORGA-T440. width 251-300 mm. depth 441-520 mm	Pce	1
9 194 964	ORGA-T440. width 301-350 mm. depth 441-520 mm	Pce	1
9 194 965	ORGA-T440. width 351-400 mm. depth 441-520 mm	Pce	1
9 194 966	ORGA-T440. width 401-450 mm. depth 441-520 mm	Pce	1
9 194 967	ORGA-T440. width 451-500 mm. depth 441-520 mm	Pce	1
9 194 968	ORGA-T440. width 501-600 mm. depth 441-520 mm	Pce	1
9 194 969	ORGA-T440. width 601-700 mm. depth 441-520 mm	Pce	1
9 194 970	ORGA-T440. width 701-800 mm. depth 441-520 mm	Pce	1
9 194 971	ORGA-T440. width 801-900 mm. depth 441-520 mm	Pce	1
9 194 972	ORGA-T440. width 901-1000 mm. depth 441-520 mm	Pce	1
9 194 973	ORGA-T440. width 1091-1150 mm. depth 441-520 mm	Pce	1

InnoTech Atira interior organisation system OT 440. silver - cut to size



9 194 930	ORGA-T440. width 175-200 mm. depth 441-520 mm	Pce	1
9 194 931	ORGA-T440. width 201-250 mm. depth 441-520 mm	Pce	1
9 194 932	ORGA-T440. width 251-300 mm. depth 441-520 mm	Pce	1
9 194 933	ORGA-T440. width 301-350 mm. depth 441-520 mm	Pce	1
9 194 934	ORGA-T440. width 351-400 mm. depth 441-520 mm	Pce	1
9 194 935	ORGA-T440. width 401-450 mm. depth 441-520 mm	Pce	1
9 194 936	ORGA-T440. width 451-500 mm. depth 441-520 mm	Pce	1
9 194 937	ORGA-T440. width 501-600 mm. depth 441-520 mm	Pce	1
9 194 938	ORGA-T440. width 601-700 mm. depth 441-520 mm	Pce	1
9 194 939	ORGA-T440. width 701-800 mm. depth 441-520 mm	Pce	1
9 194 940	ORGA-T440. width 801-900 mm. depth 441-520 mm	Pce	1
9 194 941	ORGA-T440. width 901-1000 mm. depth 441-520 mm	Pce	1
9 194 942	ORGA-T440. width 1091-1150 mm. depth 441-520 mm	Pce	1




0 048 230	Cutlery tray white 490D X 434W - trim to size	Pce	25
-----------	---	-----	----


Scan here for more





InnoTech Atira double walled drawer system

- ▶ Waste collecting systems behind front panels
- ▶ InnoTech Pull, all-inclusive sets

	Order no.	Description	Bin capacity	UOM	PU
InnoTech Pull, all-inclusive sets					
	9 304 683	InnoTech Pull bin 37 L - cabinet width 400 mm	29L + 8L	Set	1 set
	9 304 684	InnoTech Pull bin 34 L - cabinet width 450 mm	17L + 17L	Set	1 set
	9 304 685	InnoTech Pull bin 58 L - cabinet width 450 mm	29L + 29L	Set	1 set
	9 304 686	InnoTech Pull bin 34 L - cabinet width 500 mm	17L + 17L	Set	1 set
	9 304 687	InnoTech Pull bin 58 L - cabinet width 500 mm	29L + 29L	Set	1 set
	9 304 688	InnoTech Pull bin 74 L - cabinet width 600 mm	29L + 29L + 8L + 8L	Set	1 set
	9 304 689	InnoTech Pull bin 80 L - cabinet width 600 mm	40L + 40L	Set	1 set

	AvanTech YOU Pull frame				
	9 278 334	For cabinet width 450 mm. length 500		Set	1
	9 278 339	For cabinet width 500 mm. length 400		Set	1
	9 278 335	For cabinet width 500 mm. length 500		Set	1
	9 278 340	For cabinet width 600 mm. length 400		Set	1
	9 278 336	For cabinet width 600 mm. length 500		Set	1
	9 278 337	For cabinet width 600 mm (for 2 x 40 l). length 500		Set	1

	Bin				
	9 279 391	Bin 11 l. length 152 mm. height 304 mm. width 295 mm. Plastic anthracite		ea.	1
	9 279 392	Bin 17 l. length 225 mm. height 304 mm. width 295 mm. Plastic anthracite		ea.	1
	9 279 393	Bin 29 l. length 225 mm. height 304 mm. width 460 mm. Plastic anthracite		ea.	1
	9 279 394	Bin 40 l. length 223 mm. height 418 mm. width 505 mm. Plastic anthracite		ea.	1

	Lid				
	9 279 397	Lid 11 l. length 152 mm. depth 304 mm. height 21 mm. Plastic anthracite		ea.	1
	9 279 398	Lid 17 / 29 l. length 225 mm. depth 304 mm. height 21 mm. Plastic anthracite		ea.	1
	9 279 399	Lid 40 l. length 223 mm. depth 418 mm. height 21 mm. Plastic anthracite		ea.	1

Scan here for more








Single-walled drawer system MultiTech / MultiTech LS



As a single-walled MultiTech drawer system, MultiTech from Hettich provides particularly inexpensive solutions for all parts of the home. With a wide range of side profile heights to choose from, you can use MultiTech in a wealth of appliances, e.g. for kitchen, bathroom and office furniture. Assembly could hardly be easier and faster.

MultiTech

► Single sided drawer system

	Order no.	Description	UOM	PU
MultiTech drawer sets. white				
	9 127 881	MT drawer. height 86 mm / length 400 mm. white	Set	10 sets
	9 127 883	MT drawer. height 86 mm / length 450 mm. white	Set	10 sets
	9 127 885	MT drawer. height 86 mm / length 500 mm. white	Set	10 sets
	9 127 895	MT drawer. height 118 mm / length 400 mm. white	Set	10 sets
	9 127 897	MT drawer. height 118 mm / length 450 mm. white	Set	10 sets
	9 127 899	MT drawer. height 118 mm / length 500 mm. white	Set	10 sets
	9 127 909	MT drawer. height 150 mm / length 400 mm. white	Set	10 sets
	9 127 911	MT drawer. height 150 mm / length 450 mm. white	Set	10 sets
	9 127 913	MT drawer. height 150 mm / length 500 mm. white	Set	10 sets
	9 127 919	MT drawer. height 214 mm / length 400 mm. white	Set	10 sets
	9 127 921	MT drawer. height 214 mm / length 450 mm. white	Set	10 sets
	9 127 923	MT drawer. height 214 mm / length 500 mm. white	Set	10 sets
	0 054 998	MT knock in front connector	Pce	20

Scan here for more



Drawer runners for wooden drawers


▶ Actro 5D drawer runners



Precision that gets things moving

The Actro 5D drawer runner is simply the perfect choice for unique furniture design, narrow reveals and large front panels. Adjusting in 5 directions, front panel reveal

alignment meets the most exacting demands. Excellent running performance and incredible stability provide supreme quality you can feel and hear.



Make a great impact with smooth running action:
Actro 5D, smooth running and synchronised



Fascinate with minimal reveals:
5-way adjustment for extremely narrow reveals



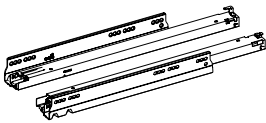
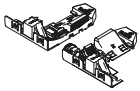
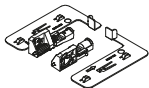
Impress with stability:
up to 70 kg load capacity



Effortlessly handleless:
Push to open Silent combines elegance with convenience

Drawer runners for wooden drawers

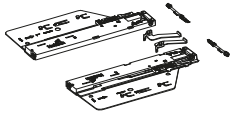
▶ Actro 5D full extension runner with Silent System, optionally with Push to open Silent

	Order no.	Description	UOM	PU
Load class XS (10 kg)				
	9 257 054	250	Set	1
	9 257 055	270	Set	1
	9 257 056	300	Set	1
	9 257 057	320	Set	1
	9 257 058	350	Set	1
Load class L (40 kg)				
	9 257 089	350	Set	1
	9 257 090	380	Set	1
	9 257 091	400	Set	1
	9 257 092	420	Set	1
	9 257 093	450	Set	1
	9 257 057	450 left mounting side	ea.	10
	9 257 076	450 right mounting side	ea.	10
	9 257 094	480	Set	1
	9 257 095	500	Set	1
	9 257 079	500 left mounting side	ea.	10
	9 257 080	500 right mounting side	ea.	10
	9 257 096	520	Set	1
	9 257 097	550	Set	1
	9 257 684	600	Set	1
	Load class XL (70 kg)			
	9 257 126	580	Set	1
	9 257 127	600	Set	1
	9 257 128	650	Set	1
	9 257 129	700	Set	1
	9 257 130	750	Set	1
Actro 5D catch				
	9 257 268	left / right	Pair	1
	9 257 266	left	ea	100
	9 257 264	right	ea	100
Depth adjustment				
	9 257 268	left / right	Set	1

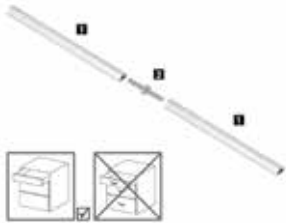
Drawer runners for wooden drawers

► Push to open Silent opening system for Actro 5D

Order no.	Description	UOM	PU
Push to open Silent opening system for Actro 5D			
9 257 890	Push to open Silent, Actro 5D. weight < 10 kg. length 270 - 350 mm	Set	1
9 257 891	Push to open Silent, Actro 5D. weight 8 - 20 kg. length 270 - 650 mm	Set	1
9 257 892	Push to open Silent, Actro 5D. weight 10 - 40 kg. length 270 - 650 mm	Set	1
9 257 893	Push to open Silent, Actro 5D. weight 20 - 70 kg. length 400 - 650 mm	Set	1



Optional synchronisation for Push to open Silent			
9 236 718	1 Synchronisation bar	ea.	1/100
9 221 295	2 Connectors	ea.	1/20



Recommendation for drawer (front panel height up to approx. 150 mm)*

Nominal length mm	Nominal width mm												
	275	300	350	400	450	500	550	600	700	800	900	1000	1200
250 - 300													
320 - 350													
380 - 550													
580 - 750													

Recommendation for pot-and-pan drawer (front panel height up to approx. 300 mm, medium duty loading)*

Nominal length mm	Nominal width mm												
	275	300	350	400	450	500	550	600	700	800	900	1000	1200
250 - 300													
320 - 350													
380													
400 - 550													
580 - 750													

Recommendation for pot-and-pan drawer (front panel height up to approx. 300 mm, carrying heavy load, e.g. with stacks of plates)*

Nominal length mm	Nominal width mm												
	275	300	350	400	450	500	550	600	700	800	900	1000	1200
250 - 300													
320 - 350													
380													
400 - 550													
580 - 750													

Order no. Push to open Silent:

9 257 890

9 257 891

9 257 892

9 257 893

Scan here for more



Lasting top performance and ultimate convenience: The Quadro principle

Integrated features for a feel of luxury:

- Silent System for gentle closing performance or
- Push to open opening system for purist furniture design

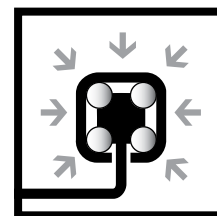
Concealed runner profiles for discerning furniture design

Special Quadro profile geometry for good tracking and stability




No maintenance steel ball bearings for lasting user convenience

High precision runners guarantee balanced, smooth gliding action

Low installed height for optimum use of storage space






Even heavily laden, Quadro provides easy action and smoothly gliding performance. Forces acting on it are taken up on all sides by the special profile geometry – making sure that Quadro provides maximum vertical and horizontal stability.

	Order no.	Description	UOM	PU
Quadro V6 slide-on version / EB 20 with Silent System. 30 kg loading capacity				
	9 118 030	Quadro V6 / length 300 mm. left	Pce	20
	9 118 031	Quadro V6 / length 300 mm. right	Pce	20
	9 113 013	Quadro V6 / length 350 mm. left	Pce	20
	9 113 014	Quadro V6 / length 350 mm. right	Pce	20
	9 099 108	Quadro V6 / length 400 mm. left	Pce	20
	9 099 110	Quadro V6 / length 400 mm. right	Pce	20
	9 099 124	Quadro V6 / length 450 mm. left	Pce	20
	9 099 125	Quadro V6 / length 450 mm. right	Pce	20
	9 118 058	Quadro V6 / length 500 mm. left	Pce	20
	9 118 059	Quadro V6 / length 500 mm. right	Pce	20
	9 118 043	Quadro V6 / length 550 mm. left	Pce	20
	9 118 044	Quadro V6 / length 550 mm. right	Pce	20
	9 118 028	Quadro V6 / length 600 mm. left	Pce	20
	9 118 029	Quadro V6 / length 600 mm. right	Pce	20
	Quadro V6 Push to Open / EB 20. 30 kg loading capacity			
	9 111 240	Quadro V6. 30kg. 400 mm. Push to Open	Set	10
	9 111 241	Quadro V6. 30kg. 450 mm. Push to Open	Set	10
	9 111 242	Quadro V6. 30kg. 500 mm. Push to Open	Set	10
	9 111 244	Quadro V6. 30kg. 550 mm. Push to Open	Set	10
Clips for both Quadro V 6 Silent System and Push to Open				
	9 144 830	Quadro front clip 30°. left	Pce	100
	9 144 841	Quadro front clip 30°. right	Pce	100

Scan here for more




	Order no.	Description	UOM	PU
KA 4532 Silent System ball bearing runner. load capacity 35 kg. full extension				
	9 302 468	KA 4532 / 300	Set	10 sets
	9 302 469	KA 4532 / 350	Set	10 sets
	9 302 470	KA 4532 / 400	Set	10 sets
	9 302 491	KA 4532 / 450	Set	10 sets
	9 302 492	KA 4532 / 500	Set	10 sets
	9 302 493	KA 4532 / 550	Set	10 sets
	9 302 494	KA 4532 / 600	Set	10 sets
	9 114 279	KA 4532 / 650	Set	10 sets
KA 4532 Push to open ball bearing runner. load capacity 35 kg. full extension				
	9 114 281	KA 4532 / 300	Set	10 sets
	9 114 282	KA 4532 / 350	Set	10 sets
	9 302 508	KA 4532 / 400	Set	10 sets
	9 302 509	KA 4532 / 450	Set	10 sets
	9 302 510	KA 4532 / 500	Set	10 sets
	9 114 286	KA 4532 / 550	Set	10 sets
	9 114 288	KA 4532 / 600	Set	10 sets
	KA 5632 ball bearing runner. side mounted. 45 kg load capacity. full extension			
	1 071 891	KA 5632 / 250	Set	10 sets
	1 071 893	KA 5632 / 300	Set	10 sets
	1 071 894	KA 5632 / 350	Set	10 sets
	1 071 895	KA 5632 / 400	Set	10 sets
	1 071 896	KA 5632 / 450	Set	10 sets
	1 071 897	KA 5632 / 500	Set	10 sets
	1 071 898	KA 5632 / 550	Set	10 sets
	1 071 899	KA 5632 / 600	Set	10 sets
	1 071 900	KA 5632 / 650	Set	10 sets


Scan here for more



Adjustable Legs

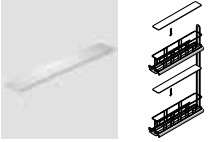
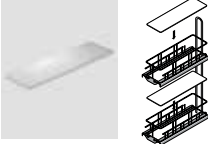
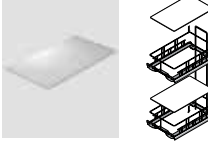


	Order no.	Description	UOM	PU
Adjustable legs. finish white				
	0 048 100	Adjustable leg. height 150 mm. white	Pce	200
	0 048 140	Adjustable leg. height 87 mm. white	Pce	300

Screw on fixing block for Adjustable legs. finish white				
	0 048 110	Fixing block screw on version	Pce	200

4-pin knock in fixing block for Adjustable legs. finish white				
	1 161 836	Fixing block knock in version - 4 pins	Pce	200


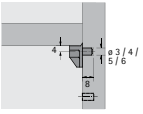

Scan here for more



	Order no.	Description	UOM	PU
Interior Fittings for base unit				
	9 077 588	Cargo IQ plus 150. 2-tier pull out for width 150 mm cabinet	Pce	1
	9 077 601	translucent shelf for Cargo IQ 150	Pce	1
	9 065 857	Cargo IQ plus 200. 2-tier pull out for width 200 mm cabinet	Pce	1
	9 065 861	translucent shelf for Cargo IQ 200	Pce	1
	9 065 860	Cargo IQ plus 300. 2-tier pull out for width 300 mm cabinet	Pce	1
	9 065 862	translucent shelf for Cargo IQ 300	Pce	1
Pull out pantries - full extension				
	9 162 182	Pull out Pantry for 300 mm cabinet width including 5 wire baskets	Set	1 Set
	9 162 183	Pull out Pantry for 400 mm cabinet width including 5 wire baskets	Set	1 Set
	9 162 184	Pull out Pantry for 500 mm cabinet width including 5 wire baskets	Set	1 Set
	9 162 185	Pull out Pantry for 600 mm cabinet width including 4 wire baskets	Set	1 Set
	9 162 186	Individual wire basket for 300 mm pantry	Pce	1
	9 162 187	Individual wire basket for 400 mm pantry	Pce	1
	9 162 188	Individual wire basket for 500 mm pantry	Pce	1
	9 162 189	Individual wire basket for 600 mm pantry	Pce	1







Scan here for more



	Order no.	Description	UOM	PU
Safety shelf supports				
 	0 016 180	translucent 5 mm	Pce	500
	0 025 090	white 5 mm	Pce	500
Benchtop connector				
	0 025 084	Benchtop connector AVB 5. length 65 mm	Pce	50

Scan here for more







	Order no.	Description	UOM	PU
LED lighting				
	4 014 316	LED 3 Set Sign Plus. round Alu Look warm white including ballast	Set	1 set
	5 600 413	Versa Plus 80 12VDC ww L 5,000 mm	Pce	1
	5 600 613	Versa Inside 160 24VDC ww L 5,000 mm	Pce	1
	5 600 623	Versa Inside 160 24VDC cw L 5,000 mm	Pce	1
	5 566 112	LED ChannelLine C Profile. clear length 3.000 mm **	1	1
	5 587 202	LED ChannelLine C Profile. opal length 3.000 mm **	1	1
**Both suitable for Versa Plus 80 and VersaInside 160				
	3 102 601	LED BALLAST 15W 2000MM - 2 PIN PLUG	1	1
	3 022 101	LED BALLAST 12VDC 30W AS3112 6M1F	1	1
	3 022 201	LED BALLAST 24VDC 75W AS3112 MP2F	1	1

Scan here for more



Hanging rail

	Order no.	Description	UOM	PU
Hanging rail				
	0 048 999	Oval Tube 30x16 (3.6MT). Aluminium Anod	Pce	1
	9 002 176	Wardrobe Tube 30x15. MA Nickel 3000 MM	Pce	1
	0 070 664	Wardrobe Tube Bracket SL322	Pce	50
	0 070 666	SL323 DD Oval Nickel	Pce	50




Scan here for more






ProDecor handles

	Order no.	Description	UOM	PU
ProDecor handles				
	9 207 481	ProDecor Intra. black / stainless steel. CC 192	Pce	25
		other variations see ProDecor catalogue		
	9 208 084	ProDecor Bermeo. black / stainless steel. CC 192	Pce	25
		other variations see ProDecor catalogue		
	9 261 814	ProDecor Langa. matt black. CC 160	Pce	40
		other variations see ProDecor catalogue		
	9 190 443	ProDecor Kervo. matt black. CC 160 / 192	Pce	50
		other variations see ProDecor catalogue		
	9 261 818	ProDecor Armento. matt black	Pce	30
	9 995 537	ProDecor Clivia. stainless steel look. CC 160	Pce	30
		other variations see ProDecor catalogue		
	9 995 585	ProDecor Imperia. stainless steel look. CC 192	Pce	40
		other variations see ProDecor catalogue		
	9 995 548	ProDecor Baldone. bright chrome. CC 256	Pce	25
	9 995 481	ProDecor Baldone. stainless steel look. CC 128	Pce	30
		other variations see ProDecor catalogue		
	9 995 773	ProDecor Belluno. stainless steel look. CC 224 / 256	Pce	25
	0 043 643	ProDecor Belluno. bright chrome. CC 96	Pce	30
		other variations see ProDecor catalogue		

ProDecor handles


	Order no.	Description	UOM	PU
ProDecor handles				
	9 995 499	ProDecor Vieste. stainless steel look. CC 160	Pce	25
		other variations see ProDecor catalogue		
	9 112 943	ProDecor Tornea. stainless steel look. CC 192	Pce	50
		other variations see ProDecor catalogue		
	9 995 542	ProDecor Empoli. stainless steel look	Pce	70
	9 190 397	ProDecor Esbo. stainless steel look	Pce	50
	9 113 368	ProDecor Salemi. brushed stainless steel look	Pce	75
	0 115 019	ProDecor Fermo. brushed stainless steel look	Pce	100
		other variations see ProDecor catalogue		
	9 070 973	ProDecor Naron. brushed stainless steel look. CC 128	Pce	25
		other variations see ProDecor catalogue		
	9 113 292	ProDecor Terranda. stainless steel look. CC 128	Pce	40
		other variations see PD catalogue		
	9 070 943	ProDecor Malaca. pewter look. CC 128	Pce	50
		other variations see ProDecor catalogue		


ProDecor handles

	Order no.	Description	UOM	PU
ProDecor handles				
	0 074 134	ProDecor Balmo. matt chrome. CC 128	Pce	25
		other variations see ProDecor catalogue		
	9 070 750	ProDecor Hale. brushed stainless steel look. CC 128	Pce	40
		other variations see ProDecor catalogue		
	1 160 019	ProDecor Anzio. brushed stainless steel. CC 160	Pce	30
		other variations see ProDecor catalogue		

Scan here for more







	Order no.	Description	UOM	PU
AvanFit 100				
	9 219 678	AvanFit 100	Pce	1

InnoFit 100				
	0 045 555	InnoFit 100 Jig	Pce	1

Scan here for more



Jigs				
	0 078 097	BlueJig InnoTech	Set	1 set
	0 020 165	DrillJig Hinges	Set	1 set
	0 048 771	Jig for handles	Pce	1
	9 084 515	BlueJig Quadro IW20 / IW21 START	Pce	1
	0 044 777	DrillJig Quadro EB 20	Pce	1

Scan here for more



Order number index

Order no.	Page	UOM	PU	Order no.	Page	UOM	PU	Order no.	Page	UOM	PU	Order no.	Page	UOM	PU
0 016 180	53	Pce	500	9 077 601	52	Pce	1	9 194 937	40	Pce	1	9 219 678	59	Pce	1
0 020 165	59	Set	1 set	9 084 515	59	Pce	1	9 194 938	40	Pce	1	9 227 006	15	Pce	4
0 025 084	53	Pce	50	9 099 108	49	Pce	20	9 194 939	40	Pce	1	9 227 245	15	Set	1
0 025 090	53	Pce	500	9 099 110	49	Pce	20	9 194 940	40	Pce	1	9 227 246	15	Set	1
0 025 121	16	Pce	100	9 099 124	49	Pce	20	9 194 941	40	Pce	1	9 229 154	15	Pce	50
0 043 643	56	Pce	30	9 099 125	49	Pce	20	9 194 942	40	Pce	1	9 229 240	15	Set	1
0 044 777	59	Pce	1	9 111 240	49	Set	10	9 194 961	40	Pce	1	9 229 243	15	Set	1
0 045 555	59	Pce	1	9 111 241	49	Set	10	9 194 962	40	Pce	1	9 229 960	37	Set	1 set
0 048 100	51	Pce	200	9 111 242	49	Set	10	9 194 963	40	Pce	1	9 229 961	37	Set	1 set
0 048 110	51	Pce	200	9 111 244	49	Set	10	9 194 964	40	Pce	1	9 229 963	37	Set	1 set
0 048 140	51	Pce	300	9 112 943	57	Pce	50	9 194 965	40	Pce	1	9 229 964	37	Set	1 set
0 048 771	59	Pce	1	9 113 013	49	Pce	20	9 194 966	40	Pce	1	9 229 965	37	Set	1 set
0 048 999	55	Pce	1	9 113 014	49	Pce	20	9 194 967	40	Pce	1	9 229 966	37	Set	1 set
0 070 664	55	Pce	50	9 113 292	57	Pce	40	9 194 968	40	Pce	1	9 229 968	37	Set	1 set
0 070 666	55	Pce	50	9 113 368	57	Pce	75	9 194 969	40	Pce	1	9 229 969	37	Set	1 set
0 074 134	58	Pce	25	9 114 279	50	Set	10 sets	9 194 970	40	Pce	1	9 229 970	37	Set	1 set
0 078 097	59	Set	1 set	9 114 281	50	Set	10 sets	9 194 971	40	Pce	1	9 229 971	37	Set	1 set
0 115 019	57	Pce	100	9 114 282	50	Set	10 sets	9 194 972	40	Pce	1	9 229 972	37	Set	1 set
9 995 499	57	Pce	25	9 114 286	50	Set	10 sets	9 194 973	40	Pce	1	9 229 974	37	Set	1 set
1071891	50	Set	10 sets	9 114 288	50	Set	10 sets	9 207 220	35	ea.	1	9 229 975	37	Set	1 set
1 071 893	50	Set	10 sets	9 115 216	15	Pce	100	9 207 222	35	ea.	1	9 229 976	37	Set	1 set
1 071 895	50	Set	10 sets	9 115 217	16	Pce	100	9 207 224	35	ea.	1	9 240 161	38	Set	1 set
1 071 895	50	Set	10 sets	9 115 219	16	Pce	100	9 207 226	35	ea.	1	9 240 162	38	Set	1 set
1 071 896	50	Set	10 sets	9 115 954	16	Pce	100	9 207 227	35	ea.	1	9 240 163	38	Set	1 set
1 071 897	50	Set	10 sets	9 115 955	16	Pce	100	9 207 238	35	ea.	1	9 240 164	38	Set	1 set
1 071 898	50	Set	10 sets	9 118 028	49	Pce	20	9 207 481	56	Pce	25	9 243 709	39	Set	1 set
1 071 899	50	Set	10 sets	9 118 031	49	Pce	20	9 208 084	56	Pce	25	9 243 712	39	Set	1 set
1 071 900	50	Set	10 sets	9 118 039	49	Pce	20	9 209 280	13	Set	1	9 243 715	39	Set	1 set
1 160 019	58	Pce	30	9 118 044	49	Pce	20	9 209 400	13	Set	1	9 243 724	39	Set	1 set
1 161 836	51	Pce	200	9 118 058	49	Pce	20	9 209 403	13	Set	1	9 243 727	39	Set	1 set
2 909 283	13	Set	1	9 118 059	49	Pce	20	9 209 405	13	Set	1	9 243 730	39	Set	1 set
3 022 101	54	1	1	9 127 881	43	Set	10 sets	9 214 798	37	Set	1 set	9 243 733	39	Set	1 set
3 022 201	54	1	1	9 144 830	49	Pce	100	9 214 799	37	Set	1 set	9 243 772	39	Set	1 set
3 102 601	54	1	1	9 144 841	49	Pce	100	9 214 800	37	Set	1 set	9 243 775	39	Set	1 set
4 014 316	54	Set	1 set	9 162 182	52	Set	1 Set	9 214 801	37	Set	1 set	9 243 778	39	Set	1 set
4 302 470	50	Set	10 sets	9 162 183	52	Set	1 Set	9 214 802	37	Set	1 set	9 243 781	39	Set	1 set
5 566 112	54	1	1	9 162 184	52	Set	1 Set	9 214 803	37	Set	1 set	9 243 784	39	Set	1 set
5 587 202	54	1	1	9 162 185	52	Set	1 Set	9 214 804	37	Set	1 set	9 243 787	39	Set	1 set
5 600 413	54	Pce	1	9 162 186	52	Pce	1	9 214 805	37	Set	1 set	9 255 319	28	ea.	1
5 600 613	54	Pce	1	9 162 187	52	Pce	1	9 214 806	37	Set	1 set	9 255 359	28	ea.	1
5 600 623	54	Pce	1	9 162 188	52	Pce	1	9 214 817	37	Set	1 set	9 256 864	33	ea.	20
6 002 176	55	Pce	1	9 162 189	52	Pce	1	9 214 818	37	Set	1 set	9 256 865	33	ea.	20
9 065 857	52	Pce	1	9 190 397	57	Pce	50	9 214 819	37	Set	1 set	9 256 868	33	ea.	20
9 065 860	52	Pce	1	9 190 443	56	Pce	50	9 214 820	37	Set	1 set	9 256 869	33	ea.	20
9 065 861	52	Pce	1	9 194 930	40	Pce	1	9 214 821	37	Set	1 set	9 256 872	33	ea.	20
9 065 862	52	Pce	1	9 194 931	40	Pce	1	9 214 822	37	Set	1 set	9 256 873	33	ea.	20
9 070 750	58	Pce	40	9 194 932	40	Pce	1	9 214 823	37	Set	1 set	9 256 883	33	Pair	1
9 070 943	57	Pce	50	9 194 933	40	Pce	1	9 214 824	37	Set	1 set	9 256 884	33	Pair	1
9 070 973	57	Pce	25	9 194 934	40	Pce	1	9 214 825	37	Set	1 set	9 256 886	33	Pair	1
9 071 575	10	Pce	200	9 194 935	40	Pce	1	9 214 826	37	Set	1 set	9 256 888	33	Pair	1
9 077 588	52	Pce	1	9 194 936	40	Pce	1	9 214 827	37	Set	1 set	9 256 890	33	Pair	1

Order number index

Order no.	Page	UOM	PU	Order no.	Page	UOM	PU	Order no.	Page	UOM	PU	Order no.	Page	UOM	PU
9 256 892	33	Pair	1	9 257 892	32	Set	1	0 041 376	22	Set	1 set	9 075 059	10	Pce	200
9 256 894	33	Pair	1	9 257 893	32	Set	1	0 041 377	22	Set	1 set	9 088 037	6	Pce	50
9 256 896	33	Pair	1	9 257 893	34	Set	1	0 041 379	22	Set	1 set	9 088 039	6	Pce	50
9 256 953	33	Pair	1	9 257 894	34	Set	1	0 045 037	9	Pce	50	9 088 043	6	Pce	50
9 256 954	33	Pair	1	9 257 895	34	Set	1	0 045 039	9	Pce	50	9 088 045	6	Pce	50
9 256 956	33	Pair	1	9 261 814	56	Pce	40	0 046 787	18	Pce	10	9 088 055	6	Pce	50
9 256 968	29	Pair	1	9 261 818	56	Pce	30	0 048 230	40	Pce	25	9 088 057	6	Pce	50
9 256 969	29	Pair	1	9 268 681	29	Pair	1	0 052 095	18	Pce	10	9 088 073	6	Pce	50
9 256 971	29	Pair	1	9 278 315	35	ea.	1	0 054 998	43	Pce	20	9 088 075	6	Pce	50
9 256 984	29	ea.	10	9 278 316	35	ea.	1	0 077 709	9	Pce	200	9 088 079	6	Pce	50
9 256 985	29	ea.	10	9 278 317	35	ea.	1	0 079 013	18	Pce	4	9 088 081	6	Pce	50
9 256 988	29	ea.	10	9 278 318	35	ea.	1	0 079 015	18	Set	1	9 089 597	11	Pce	25
9 256 989	29	ea.	10	9 278 319	35	ea.	1	1 029 520	9	Pce	200	9 089 599	11	Pce	25
9 256 992	29	ea.	10	9 278 320	35	ea.	1	1 031 071	9	Pce	200	9 090 110	7	Pce	50
9 256 993	29	ea.	10	9 278 320	35	ea.	1	1 058 371	9	Pce	200	9 090 111	7	Pce	50
9 256 993	29	ea.	10	9 278 331	35	ea.	1	1 058 371	22	Pce	200	9 090 113	7	Pce	50
9 256 999	29	Pair	1	9 278 332	35	ea.	1	1 061 347	9	Pce	200	9 090 116	7	Pce	50
9 257 000	29	Pair	1	9 278 333	35	ea.	1	1 076 849	18	Pce	4	9 090 119	7	Pce	50
9 257 002	29	Pair	1	9 283 178	31	set	1	9 071 208	5	Pce	200	9 090 261	6	Pce	50
9 257 004	29	Pair	1	9 283 179	31	set	1	9 071 209	5	Pce	200	9 090 261	22	Pce	200
9 257 006	29	Pair	1	9 283 180	31	set	1	9 071 210	5	Pce	200	9 091 406	6	Pce	50
9 257 008	29	Pair	1	9 283 181	31	set	1	9 071 211	5	Pce	200	9 094 270	7	Pce	50
9 257 010	29	Pair	1	9 283 182	31	set	1	9 071 226	5	Pce	200	9 094 271	7	Pce	50
9 257 034	29	Pair	1	9 283 183	31	set	1	9 071 576	10	Pce	200	9 094 276	7	Pce	50
9 257 036	29	Pair	1	9 283 184	31	set	1	9 071 577	10	Pce	200	9 099 541	6	Pce	50
9 257 038	29	Pair	1	9 299 241	15	Set	1	9 071 578	10	Pce	200	9 099 541	6	Pce	50
9 257 040	29	Pair	1	9 299 962	37	Set	1 set	9 071 578	10	Pce	200	9 099 542	6	Pce	50
9 257 041	29	Pair	1	9 299 973	37	Set	1 set	9 071 595	10	Pce	200	9 099 542	6	Pce	50
9 257 173	30	set	1	9 302 468	50	Set	10 sets	9 071 595	22	Pce	200	9 099 543	6	Pce	50
9 257 174	30	set	1	9 302 469	50	Set	10 sets	9 071 595	22	Pce	200	9 099 561	6	Pce	50
9 257 176	30	set	1	9 302 491	50	Set	10 sets	9 071 596	10	Pce	200	9 099 563	6	Pce	50
9 257 176	30	set	1	9 302 492	50	Set	10 sets	9 071 597	10	Pce	200	9 099 751	9	Pce	50
9 257 177	30	set	1	9 302 492	50	Set	10 sets	9 071 597	10	Pce	200	9 099 752	9	Pce	50
9 257 177	30	set	1	9 302 493	50	Set	10 sets	9 071 597	10	Pce	50	9 118 030	49	Pce	20
9 257 178	30	set	1	9 302 494	50	Set	10 sets	9 071 598	10	Pce	200	9 127 883	43	Set	10 sets
9 257 178	30	set	1	9 302 494	50	Set	10 sets	9 071 598	10	Pce	200	9 127 885	43	Set	10 sets
9 257 179	30	set	1	9 302 508	50	Set	10 sets	9 071 625	10	Pce	200	9 127 895	43	Set	10 sets
9 257 180	30	set	1	9 302 509	50	Set	10 sets	9 071 626	10	Pce	200	9 127 897	43	Set	10 sets
9 257 181	30	set	1	9 302 510	50	Set	10 sets	9 071 627	10	Pce	200	9 127 899	43	Set	10 sets
9 257 182	30	set	1	9 302 510	50	Set	10 sets	9 071 627	10	Pce	200	9 127 909	43	Set	10 sets
9 257 182	30	set	1	9 522 279	28	ea.	1	9 071 628	10	Pce	200	9 127 911	43	Set	10 sets
9 257 183	30	set	1	9 955 537	56	Pce	30	9 071 655	10	Pce	200	9 127 913	43	Set	10 sets
9 257 183	30	set	1	9 955 537	56	Pce	30	9 071 656	10	Pce	200	9 127 919	43	Set	10 sets
9 257 184	30	set	1	9 995 481	56	Pce	30	9 071 658	10	Pce	200	9 127 921	43	Set	10 sets
9 257 185	30	set	1	9 995 542	57	Pce	70	9 073 612	5	Pce	50	9 127 923	43	Set	10 sets
9 257 185	30	set	1	9 995 542	57	Pce	70	9 073 613	5	Pce	50	9 156 338	13	Set	1
9 257 186	30	set	1	9 995 548	56	Pce	25	9 073 613	5	Pce	50	9 156 339	13	Set	1
9 257 186	30	set	1	9 995 548	56	Pce	25	9 073 613	5	Pce	50	9 201 921	13	Set	1
9 257 187	30	set	1	9 995 585	56	Pce	40	9 073 614	5	Pce	50	9 209 166	13	Set	1
9 257 187	30	set	1	9 995 585	56	Pce	40	9 073 615	5	Pce	50	9 209 218	13	Set	1
9 257 188	30	set	1	9 995 773	56	Pce	25	9 073 616	5	Pce	50	9 209 222	13	Set	1
9 257 188	30	set	1	9 995 773	56	Pce	25	9 073 621	5	Pce	50	9 209 224	13	Set	1
9 257 189	30	set	1	9 118 043	49	Pce	20	9 073 622	5	Pce	50				
9 257 190	30	set	1	0 010 083	18	Set	1	9 073 626	5	Pce	50				
9 257 191	30	set	1	0 010 084	18	Set	1	9 073 627	5	Pce	50				
9 257 192	30	set	1	0 025 121	16	Pce	100	9 073 628	5	Pce	50				
9 257 193	30	set	1	0 041 372	22	Set	1 set								
9 257 702	30	ea.	1/200	0 041 373	22	Set	1 set								
9 257 890	32	Set	1	0 041 374	22	Set	1 set								
9 257 891	32	Set	1	0 041 375	22	Set	1 set								

Order number index

Order no.	Page	UOM	PU	Order no.	Page	UOM	PU	Order no.	Page	UOM	PU	Order no.	Page	UOM	PU
9 209 226	13	Set	1	9 255 289	25	ea.	1	9 255 354	28	ea.	1	9 278 337	41	Set	1 set
9 209 231	13	Set	1	9 255 290	25	ea.	1	9 255 355	28	ea.	1	9 278 339	41	Set	1 set
9 209 268	13	Set	1	9 255 291	25	ea.	1	9 255 356	28	ea.	1	9 278 339	41	Set	1 set
9 209 271	13	Set	1	9 255 292	25	ea.	1	9 255 357	28	ea.	1	9 278 340	41	Set	1 set
9 209 273	13	Set	1	9 255 294	26	ea.	1	9 255 358	28	ea.	1	9 278 340	41	Set	1 set
9 209 278	13	Set	1	9 255 295	26	ea.	1	9 257 054	45	Set	1	9 278 345	20	Set	1 set
9 221 295	46	ea.	Jan-20	9 255 296	26	ea.	1	9 257 055	45	Set	1	9 278 426	20	Set	1 set
9 236 718	46	ea.	1/100	9 255 297	26	ea.	1	9 257 056	45	Set	1	9 278 485	20	Set	1 set
9 237 917	21	Pce	100	9 255 298	26	ea.	1	9 257 057	45	Set	1	9 278 486	20	Set	1 set
9 237 990	21	Pce	100	9 255 299	26	ea.	1	9 257 057	45	ea.	10	9 278 487	20	Set	1 set
9 238 122	18	Set	1	9 255 300	26	ea.	1	9 257 058	45	Set	1	9 278 488	20	Set	1 set
9 238 123	18	Set	1	9 255 302	27	ea.	1	9 257 076	45	ea.	10	9 278 571	20	Set	1 set
9 244 904	21	Pce	100	9 255 303	27	ea.	1	9 257 079	45	ea.	10	9 278 580	20	Set	1 set
9 244 905	21	Pce	100	9 255 304	27	ea.	1	9 257 080	45	ea.	10	9 278 601	20	Set	1 set
9 255 242	25	ea.	1	9 255 305	27	ea.	1	9 257 089	45	Set	1	9 278 603	20	Set	1 set
9 255 244	25	ea.	1	9 255 307	27	ea.	1	9 257 090	45	Set	1	9 278 610	20	Set	1 set
9 255 245	25	ea.	1	9 255 308	27	ea.	1	9 257 091	45	Set	1	9 278 611	20	Set	1 set
9 255 246	25	ea.	1	9 255 309	27	ea.	1	9 257 092	45	Set	1	9 278 612	20	Set	1 set
9 255 247	25	ea.	1	9 255 310	27	ea.	1	9 257 093	45	Set	1	9 278 613	20	Set	1 set
9 255 248	25	ea.	1	9 255 313	28	ea.	1	9 257 094	45	Set	1	9 278 641	20	Set	1 set
9 255 249	25	ea.	1	9 255 314	28	ea.	1	9 257 095	45	Set	1	9 278 642	20	Set	1 set
9 255 250	25	ea.	1	9 255 315	28	ea.	1	9 257 096	45	Set	1	9 278 643	20	Set	1 set
9 255 251	25	ea.	1	9 255 316	28	ea.	1	9 257 097	45	Set	1	9 278 644	20	Set	1 set
9 255 252	25	ea.	1	9 255 317	28	ea.	1	9 257 126	45	Set	1	9 278 694	21	Set	1
9 255 254	26	ea.	1	9 255 318	28	ea.	1	9 257 127	45	Set	1	9 278 742	21	Set	1
9 255 255	26	ea.	1	9 255 322	25	ea.	1	9 257 128	45	Set	1	9 278 787	21	Set	1
9 255 256	26	ea.	1	9 255 324	25	ea.	1	9 257 129	45	Set	1	9 278 788	21	Set	1
9 255 257	26	ea.	1	9 255 325	25	ea.	1	9 257 130	45	Set	1	9 279 391	41	ea.	1
9 255 258	26	ea.	1	9 255 326	25	ea.	1	9 257 264	45	ea.	100	9 279 392	41	ea.	1
9 255 259	26	ea.	1	9 255 328	25	ea.	1	9 257 266	45	ea.	100	9 279 393	41	ea.	1
9 255 260	26	ea.	1	9 255 328	25	ea.	1	9 257 268	45	Pair	1	9 279 394	41	ea.	1
9 255 262	27	ea.	1	9 255 329	25	ea.	1	9 257 268	45	Set	1	9 279 397	41	ea.	1
9 255 263	27	ea.	1	9 255 330	25	ea.	1	9 257 684	45	Set	1	9 279 398	41	ea.	1
9 255 264	27	ea.	1	9 255 331	25	ea.	1	9 257 890	46	Set	1	9 279 399	41	ea.	1
9 255 265	27	ea.	1	9 255 332	25	ea.	1	9 257 891	46	Set	1	9 282 527	21	Set	1/10
9 255 267	27	ea.	1	9 255 334	26	ea.	1	9 257 892	46	Set	1	9 282 600	21	Set	1/10
9 255 268	27	ea.	1	9 255 335	26	ea.	1	9 257 893	46	Set	1	9 282 900	21	Set	1/10
9 255 269	27	ea.	1	9 255 336	26	ea.	1	9 277 698	18	Set	1	9 282 901	21	Set	1/10
9 255 270	27	ea.	1	9 255 337	26	ea.	1	9 277 699	18	Set	1	9 304 683	41	Set	1 set
9 255 273	28	ea.	1	9 255 338	26	ea.	1	9 277 991	20	Set	1 set	9 304 684	41	Set	1 set
92 55 274	28	ea.	1	9 255 339	26	ea.	1	9 278 004	20	Set	1 set	9 304 685	41	Set	1 set
9 255 275	28	ea.	1	9 255 340	26	ea.	1	9 278 005	20	Set	1 set	9 304 686	41	Set	1 set
9 255 276	28	ea.	1	9 255 342	27	ea.	1	9 278 007	20	Set	1 set	9 304 687	41	Set	1 set
9 255 277	28	ea.	1	9 255 343	27	ea.	1	9 278 260	20	Set	1 set	9 304 688	41	Set	1 set
9 255 278	28	ea.	1	9 255 344	27	ea.	1	9 278 285	20	Set	1 set	9 304 689	41	Set	1 set
9 255 282	25	ea.	1	9 255 345	27	ea.	1	9 278 334	41	Set	1 set				
9 255 284	25	ea.	1	9 255 347	27	ea.	1	9 278 334	41	Set	1 set				
9 255 286	25	ea.	1	9 255 348	27	ea.	1	9 278 335	41	Set	1 set				
9 255 286	25	ea.	1	9 255 349	27	ea.	1	9 278 335	41	Set	1 set				
9 255 288	25	ea.	1	9 255 350	27	ea.	1	9 278 336	41	Set	1 set				
9 255 288	25	ea.	1	9 255 353	28	ea.	1	9 278 336	41	Set	1 set				

Technical information/legal notice

General technical conditions

The fitting instructions, screw fixing points and load capacity information provided in this price list assume proper attachment using screws specified by Hettich to a chipboard panel providing a screw pull out resistance of at least 1,000 N in accordance with EN 320.

Hettich accepts no responsibility for the load capacity of furniture and its components if materials or fastening methods are used other than those stated; the furniture manufacturer must verify load capacity.

The fitting situations shown in this price list are only intended to illustrate the possible options.

The furniture manufacturer is responsible for ensuring that furniture is designed in compliance with standards, in particular with regard to meeting the requirements on safety.

We will be pleased to provide any further information you may require.

General Terms of Sale and Delivery

All products and services will be provided exclusively on the basis of our General Terms of Sale and Delivery published on our website at www.hettich-agb.com.

Publication data

© Hettich Marketing- und Vertriebs GmbH & Co. KG
32602 Vlotho · Germany

April 2022

We reserve all rights to this price list under copyright law. It shall not be permissible to duplicate this price list in any form either in whole or in part without our consent. Subject to technical change without notice. Errors and omissions excepted. Subject to colour variations.



Order no. 9 288 008

www.hettich.com

Technik für Möbel

